

USE OF FORCE (APRIL-JUNE 2017)

Less than **2%** of incidents involved use of force

Total number of incidents: **66,692**

Number of uses of force recorded: **1,217**

1089



Handcuffs used

34



Police dog deployed

2



Police dog bite

1403



Unarmed skill (push/wrist lock)

60



Taser drawn

8



Taser used

335



Tactical communication

34



Firearm aimed

2*



Firearm discharged

41



Baton drawn/used

103



Incapacitant drawn/used

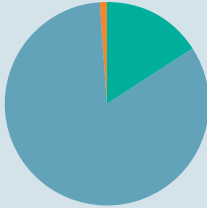
23



Spit guard used

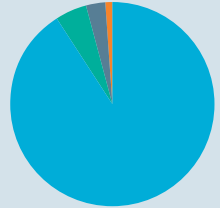
* Relates to one incident in another force area in which a specialist round was used to disable a vehicle's tyres.

GENDER OF SUBJECT:



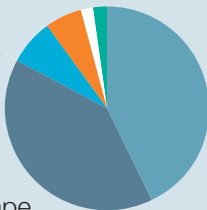
17% Female
82% Male
1% Unknown/not stated

ETHNICITY OF SUBJECT:



5% Black
3% Asian
90% White British/European
2% Unknown/not stated

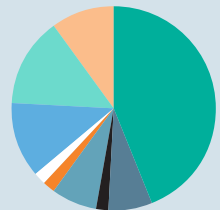
REASON FOR USE OF FORCE: *



40% Arrest
7% Prevent escape
43% Protecting people (including subject, public and officers)
6% Method of entry, effect a search or secure property/evidence
2% Prevent offence
2% Other

* Multiple reasons can be recorded for each use of force incident

CONDUCT OF SUBJECT:



44% Struggle
7% Making off
2% Spitting and biting
7% Kicking, punching, head-butting
2% Weapon
2% Method of entry
12% Threats or gestures
14% Compliant
10% Passive resistance

22% of subjects were believed to have a mental health condition

52 complaints against police officers

160 incidents of officers assaulted