

# USE OF FORCE (JULY-SEPTEMBER 2017)

Less than **2%** of incidents involved use of force

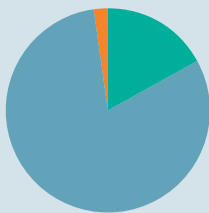
Total number of incidents: **68,807**

Number of uses of force recorded: **1,837**



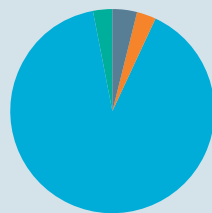
## GENDER OF SUBJECT:

**17%** Female  
**81%** Male  
**2%** Unknown/not stated



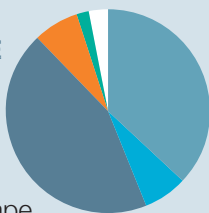
## ETHNICITY OF SUBJECT:

**4%** Black  
**3%** Asian  
**90%** White British/European  
**3%** Unknown/not stated



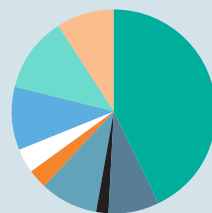
## REASON FOR USE OF FORCE: \*

**37%** Arrest  
**7%** Prevent escape  
**44%** Protecting people (including subject, public and officers)  
**7%** Method of entry, effect a search or secure property/evidence  
**2%** Prevent offence  
**3%** Other



## CONDUCT OF SUBJECT:

**43%** Struggle  
**8%** Making off  
**2%** Spitting and biting  
**9%** Kicking, punching, head-butting  
**3%** Weapon  
**4%** Method of entry  
**10%** Threats or gestures  
**12%** Compliant  
**9%** Passive resistance



\* Multiple reasons can be recorded for each use of force incident

**25%** of subjects were believed to have a mental health condition

**22** complaints against police officers

**174** incidents of officers assaulted