

# USE OF FORCE (OCTOBER-DECEMBER 2017)

Less than **2%** of incidents involved use of force

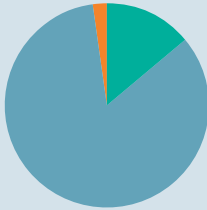
Total number of incidents: **64,294**

Number of uses of force recorded: **1,024**



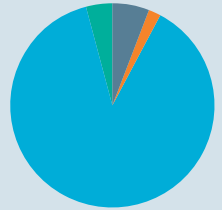
## GENDER OF SUBJECT:

**14%** Female  
**84%** Male  
**2%** Unknown/not stated



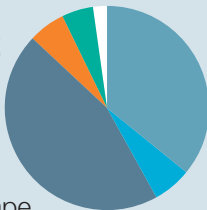
## ETHNICITY OF SUBJECT:

**6%** Black  
**2%** Asian  
**88%** White British/European  
**4%** Unknown/not stated



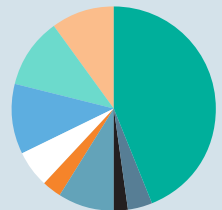
## REASON FOR USE OF FORCE: \*

**36%** Arrest  
**6%** Prevent escape  
**44%** Protecting people (including subject, public and officers)  
**6%** Method of entry  
**6%** Prevent offence, effect a search or secure property/evidence  
**2%** Other



## CONDUCT OF SUBJECT:

**44%** Struggle  
**4%** Making off  
**2%** Spitting and biting  
**8%** Kicking, punching, head-butting  
**3%** Weapon  
**6%** Method of entry  
**11%** Threats or gestures  
**11%** Compliant  
**10%** Passive resistance



\* Multiple reasons can be recorded for each use of force incident

**22%** of subjects were believed to have a mental health condition

**32** complaints against police officers

**126** incidents of officers assaulted