

USE OF FORCE (JULY-SEPTEMBER 2018)

Less than **4%** of incidents involved use of force

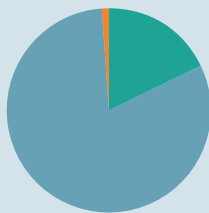
Total number of incidents: **45,578**

Number of uses of force recorded: **1,727**



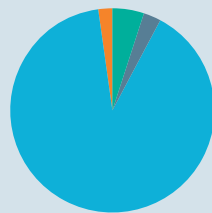
GENDER OF SUBJECT:

18% Female
81% Male
3% Unknown/not stated



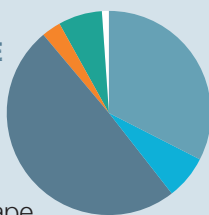
ETHNICITY OF SUBJECT:

5% Black
3% Asian
90% White British/European
2% Unknown/not stated



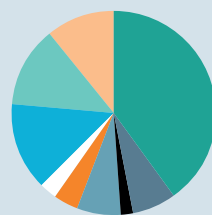
REASON FOR USE OF FORCE: *

33% Arrest
7% Prevent escape
50% Protecting people (including subject, public and officers)
3% Method of entry
7% Prevent offence, effect a search or secure property/evidence
1% Other



CONDUCT OF SUBJECT:

41% Struggle
7% Making off
2% Spitting and biting
7% Kicking, punching, head-butting
4% Weapon
3% Method of entry
14% Threats or gestures
13% Compliant
11% Passive resistance



* Multiple reasons can be recorded for each use of force incident

27% of subjects were believed to have a mental health condition

17 complaints against police officers

139 incidents of officers assaulted