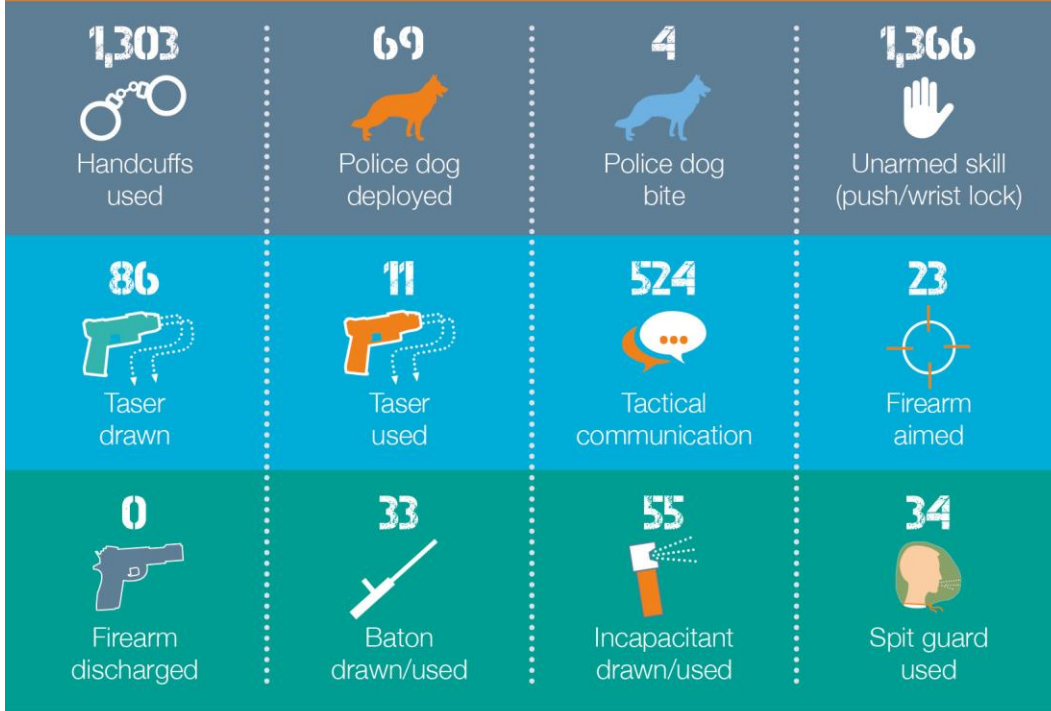


USE OF FORCE (APRIL-JUNE 2019)

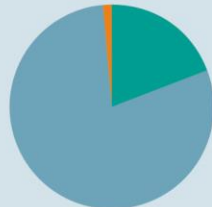
Less than **8%** of incidents involved use of force

Total number of incidents: **31,644**

Number of uses of force recorded: **2,491**

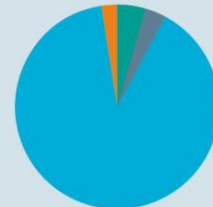


GENDER OF SUBJECT:



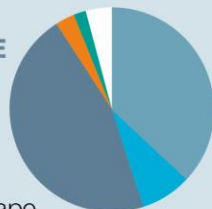
19.3% Female
79.5% Male
1.2% Unknown/not stated

ETHNICITY OF SUBJECT:



4.6% Black
3.4% Asian
89.7% White British/European
2.3% Unknown/not stated

REASON FOR USE OF FORCE: *



37% Arrest
8% Prevent escape
46% Protecting people (including subject, public and officers)
3% Method of entry
2% Prevent offence, effect a search or secure property/evidence
19% Other

* Multiple reasons can be recorded for each use of force incident

CONDUCT OF SUBJECT:



36% Struggle
7% Making off
2% Spitting and biting
6% Kicking, punching, head-butting
2% Weapon
3% Method of entry
13% Threats or gestures
19% Compliant
12% Passive resistance

1.1% of subjects were believed to have a mental health condition

9 complaints against police officers

142 complaints against police staff