

# USE OF FORCE (July-September 2019)

Less than **8%** of incidents involved use of force

Total number of incidents: **31,353**

Number of uses of force recorded: **2,517**

**1,300**



Handcuffs used

**66**



Police dog deployed

**4**



Police dog bite

**1,424**



Unarmed skill (push/wrist lock)

**106**



Taser drawn

**11**



Taser used

**830**



Tactical communication

**85**



Firearm aimed

**0**



Firearm discharged

**14**



Baton drawn/used

**95**



Incapacitant drawn/used

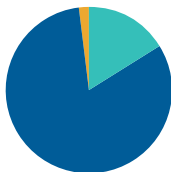
**30**



Spit guard used

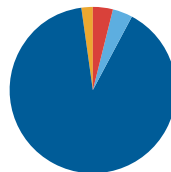
## Gender of subject:

- 18% Female
- 90% Male
- 1% Unknown/not stated



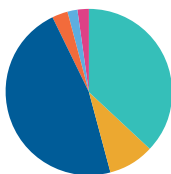
## Ethnicity of subject:

- 4% Black
- 3.8% Asian
- 90.1% White British/European
- 2.1% Unknown/not stated



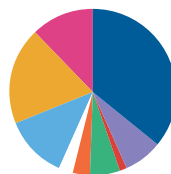
## Reason for use of force: \*

- 37% Arrest
- 9% Prevent escape
- 47% Protecting people (including subject, public and officers)
- 3% Method of entry
- 2% Prevent offence, effect a search or secure property/evidence
- 2% Other



## Conduct of subject:

- 36% Struggle
- 7.6% Making off
- 1.2% Spitting and biting
- 6% Kicking, punching, head-butting
- 3.1% Weapon
- 3% Method of entry
- 12.1% Threats or gestures
- 19% Compliant
- 12% Passive resistance



\* Multiple reasons can be recorded for each use of force incident

**1%** of subjects were believed to have a mental health condition

**9** complaints against police officers

**1** incident of officer(s) assaulted