

USE OF FORCE (JANUARY-MARCH 2019)

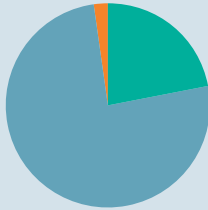
Less than **8%** of incidents involved use of force

Total number of incidents: **30,853**

Number of uses of force recorded: **2,147**

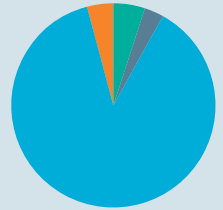


GENDER OF SUBJECT:



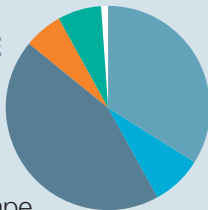
22% Female
76% Male
2% Unknown/not stated

ETHNICITY OF SUBJECT:



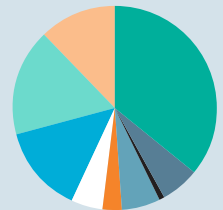
5% Black
3% Asian
87% White British/European
5% Unknown/not stated

REASON FOR USE OF FORCE: *



34% Arrest
8% Prevent escape
44% Protecting people (including subject, public and officers)
6% Method of entry
7% Prevent offence, effect a search or secure property/evidence
1% Other
* Multiple reasons can be recorded for each use of force incident

CONDUCT OF SUBJECT:



36% Struggle
6% Making off
1% Spitting and biting
6% Kicking, punching, head-butting
3% Weapon
3% Method of entry
14% Threats or gestures
17% Compliant
12% Passive resistance

0.9% of subjects were believed to have a mental health condition

5 complaints against police officers

150 incidents of officers assaulted