

USE OF FORCE (January-March 2020)

Less than **8.7%** of incidents involved use of force

Total number of incidents: **29,436**

Number of uses of force recorded: **2,573**

1,241



Handcuffs used

44



Police dog deployed

1



Police dog bite

1,212



Unarmed skill (push/wrist lock)

82



Taser drawn

14



Taser used

261



Tactical communication

49



Firearm aimed

1



Firearm discharged

26



Baton drawn/used

23



Incapacitant drawn/used

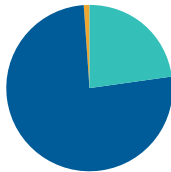
43



Spit guard used

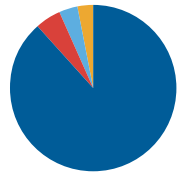
Gender of subject:

- 23% Female
- 76% Male
- 1% Unknown/not stated



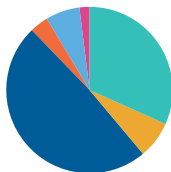
Ethnicity of subject:

- 5.2% Black
- 3.4% Asian
- 88.4% White British/European
- 3% Unknown/not stated



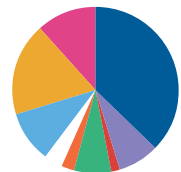
Reason for use of force: *

- 31.8% Arrest
- 7.3% Prevent escape
- 48.9% Protecting people (including subject, public and officers)
- 3.6% Method of entry
- 6.5% Prevent offence, effect a search or secure property/evidence
- 1.9% Other



Conduct of subject:

- 37.3% Struggle
- 8% Making off
- 1.9% Spitting and biting
- 7% Kicking, punching, head-butting
- 2.6% Weapon
- 3.6% Method of entry
- 10.1% Threats or gestures
- 18% Compliant
- 11.5% Passive resistance



* Multiple reasons can be recorded for each use of force incident

14.8% of incidents recorded where subjects were believed to have a mental health condition

0 complaints against police officers

185 incidents of officers assaulted