

USE OF FORCE (October-December 2019)

Less than **10%** of incidents involved use of force

Total number of incidents: **30,437**

Number of uses of force recorded: **2,806**

1,537



Handcuffs used

53



Police dog deployed

6



Police dog bite

1,030



Unarmed skill (push/wrist lock)

106



Taser drawn

7



Taser used

998



Tactical communication

53



Firearm aimed

4



Firearm discharged

18



Baton drawn/used

133



Incapacitant drawn/used

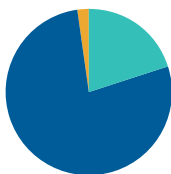
42



Spit guard used

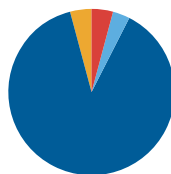
Gender of subject:

- 20% Female
- 78% Male
- 2% Unknown/not stated



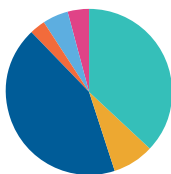
Ethnicity of subject:

- 4.4% Black
- 3.1% Asian
- 88.5% White British/European
- 4% Unknown/not stated



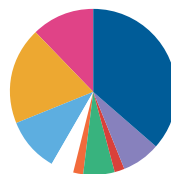
Reason for use of force: *

- 37% Arrest
- 8% Prevent escape
- 43% Protecting people (including subject, public and officers)
- 3% Method of entry
- 5% Prevent offence, effect a search or secure property/evidence
- 4% Other



Conduct of subject:

- 36.5% Struggle
- 7.5% Making off
- 2% Spitting and biting
- 6% Kicking, punching, head-butting
- 2% Weapon
- 4.5% Method of entry
- 10.5% Threats or gestures
- 19% Compliant
- 12% Passive resistance



* Multiple reasons can be recorded for each use of force incident

1.2% of subjects were believed to have a mental health condition

12 complaints against police officers

202 incidents of officers assaulted