



Protecting
people
from harm



West Mercia

Stop & Search: Exploratory Data Analysis

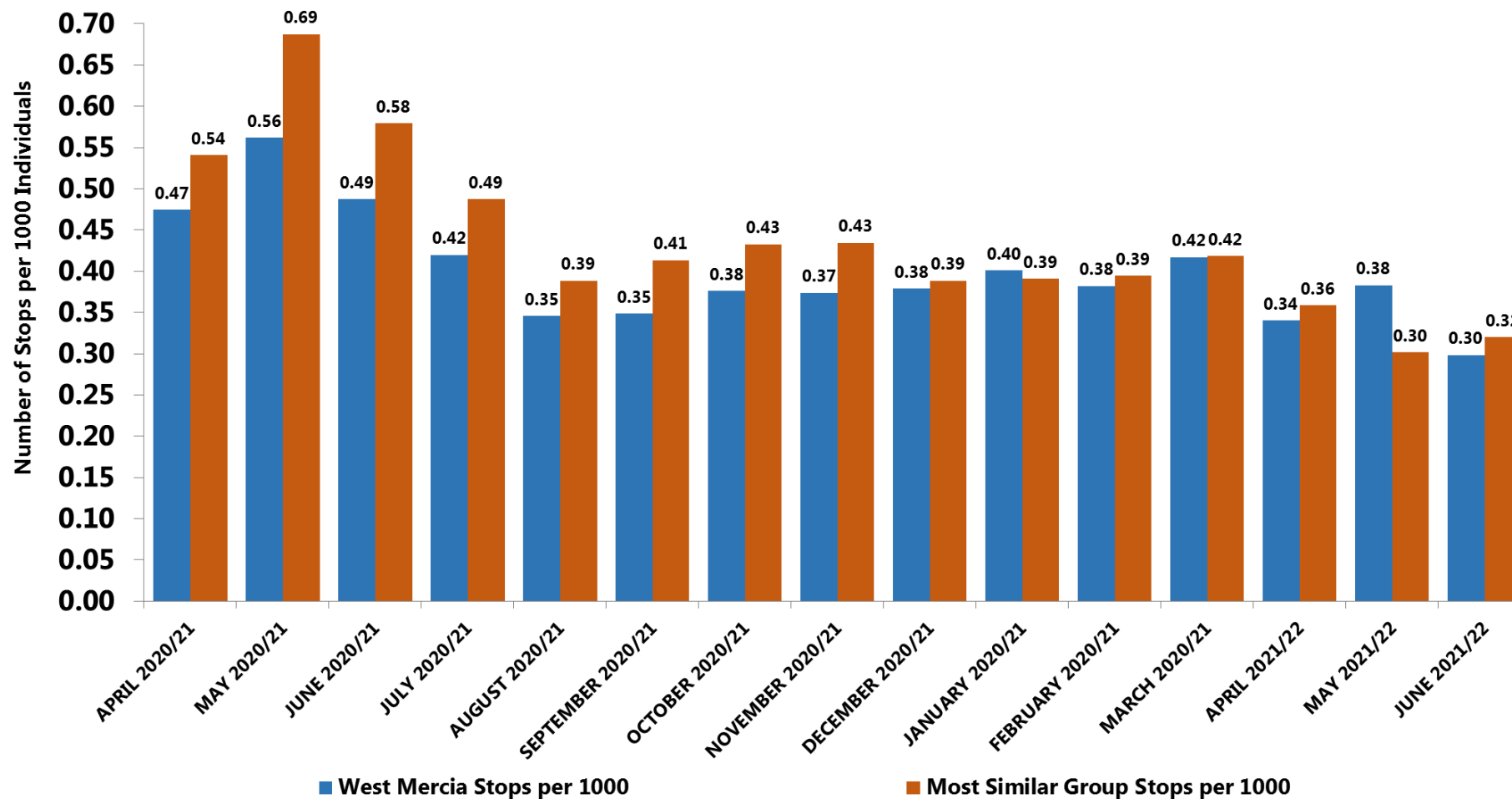
Quarter 1 2021/22

GS Classification	OFFICIAL
Product reference	SPI/2021/XXX
Version	DRAFT
Purpose	Strategic Stop Search Meeting
Author	Luke Harrison - Strategy, Planning and Insight
Publication date	October 2021
Handling Conditions	OFFICIAL

This document must be handled and stored according to the Government Security Classifications guidance. Neither the document nor any of its contents may be disseminated further without the permission of the Information Asset Owner.

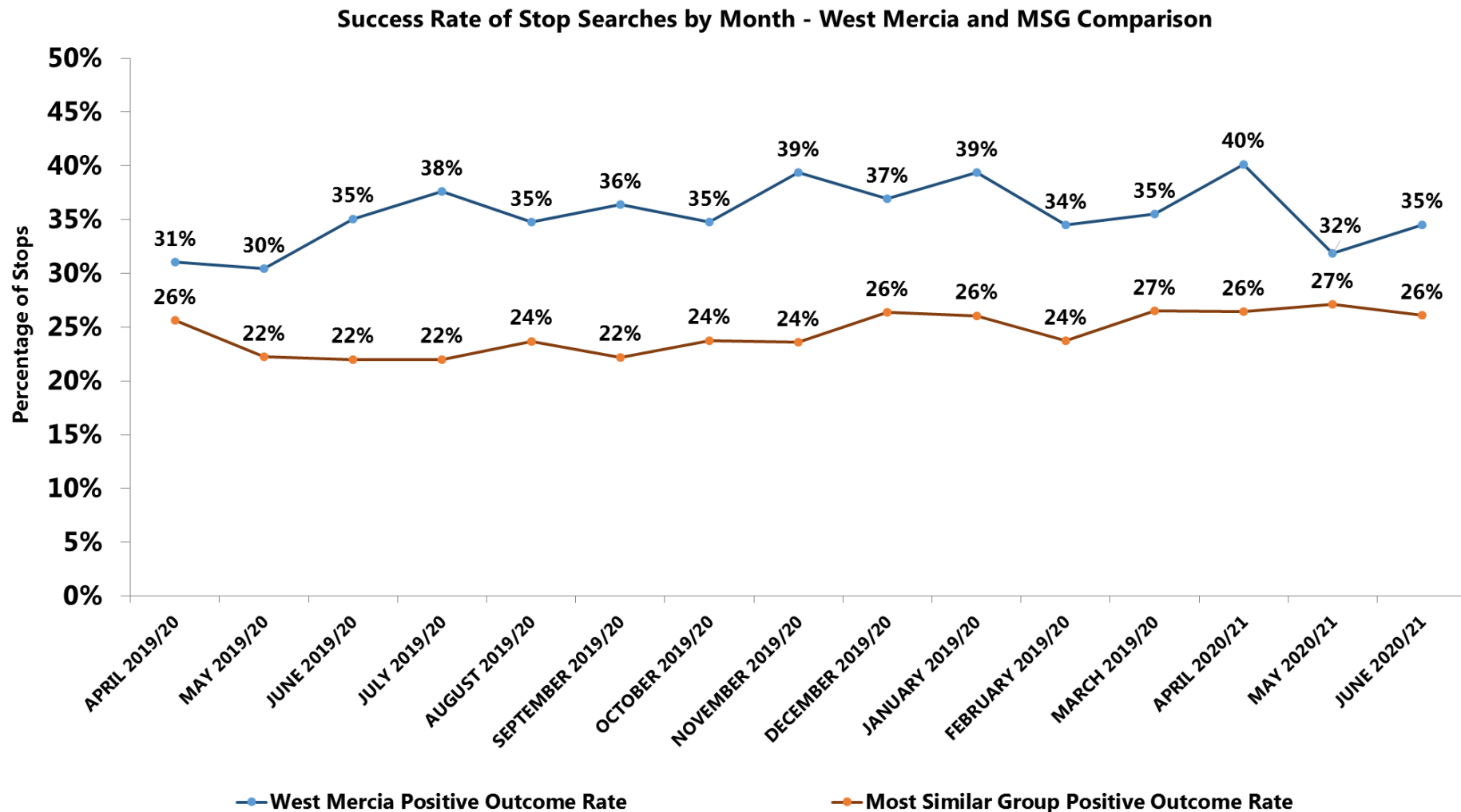
West Mercia – Performance Comparison with Most Similar Group

Volume of Stop Searches by Month - West Mercia and MSG Comparison



- Officers within West Mercia have **carried out Stop and Search at comparable volumes** to an aggregate of Most Similar Group of Police Forces for the previous 3 quarters.
- Following the **high volumes of Stop and Search observed during March 2020 lockdown**, volumes of Stop and Search have reduced substantially in both West Mercia and MSG.

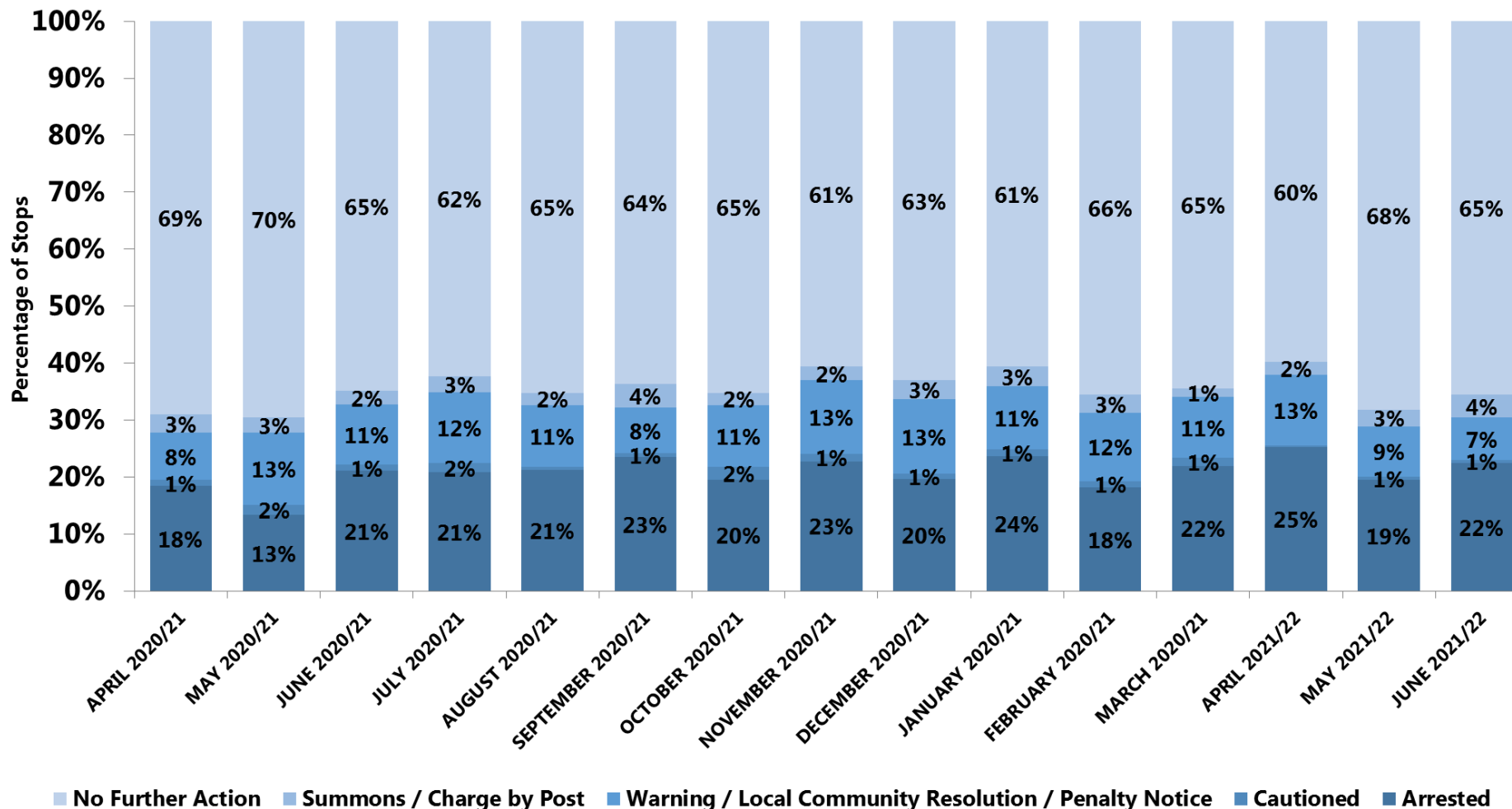
West Mercia – Performance Comparison with Most Similar Group



- Stop and Search within West Mercia consistently results in a **Positive Outcome** (Arrest, Caution, Warning, Local Community Resolution, Penalty Notice, Summons / Charge) **at a higher rate than the MSG aggregate**.
- In Quarter 1 2021/22 this difference in Positive Outcome Rates has decreased as a result of a **marginal increase in MSG performance**, combined with a **reduction in performance in May within West Mercia**.

West Mercia – Outcome of Stop and Search

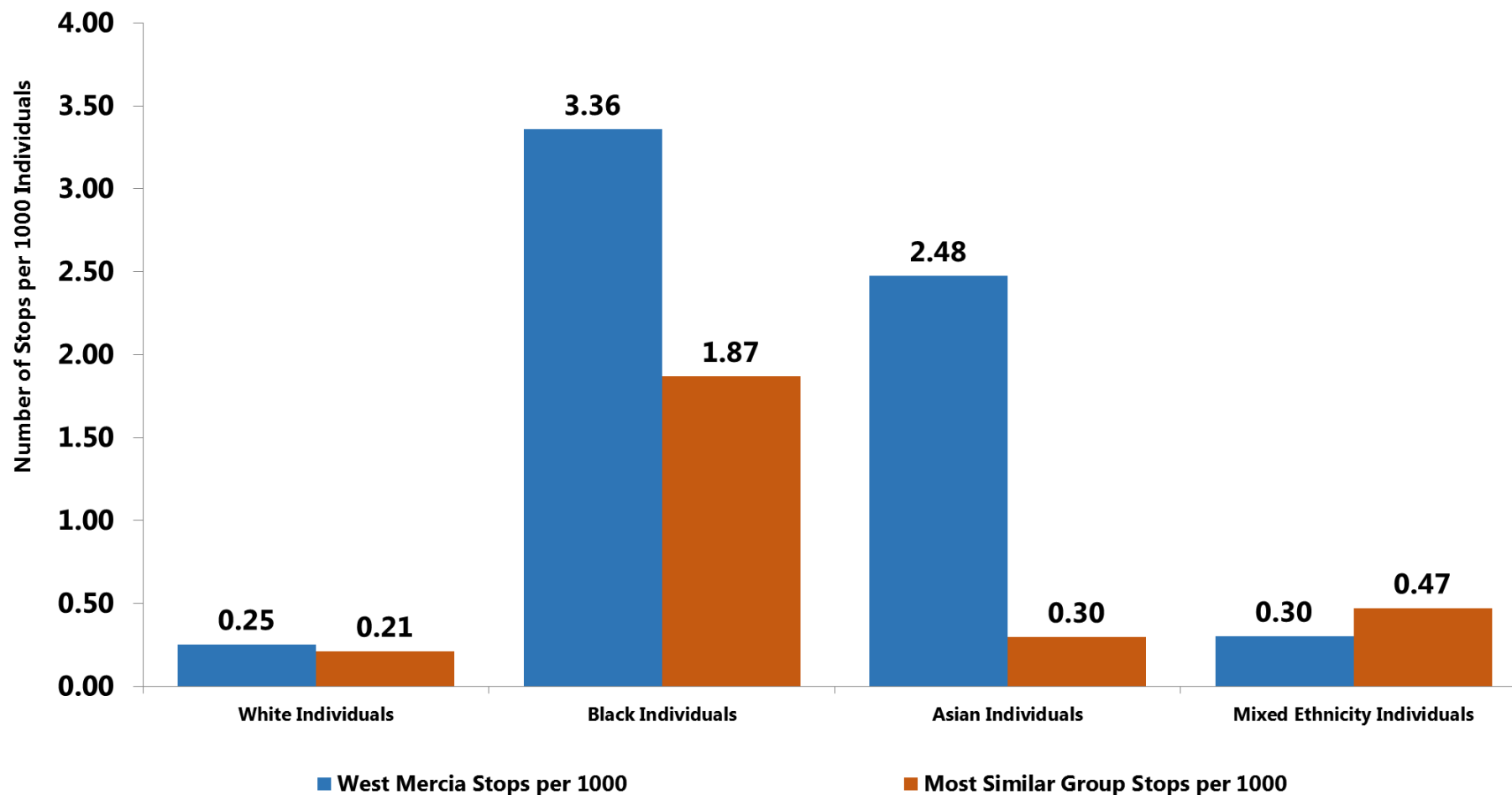
Outcome of Stop Searches by Month - West Mercia



- Majority of outcomes of Stop and Searches remain as “No Further Action” in Quarter 1 2021/2022.
- Increased proportion of “Arrested” and “Cautioned” within April 2021.

West Mercia – Proportionality Comparison with Most Similar Group

Q1 2021/2022 - Volume of Stop Searches by Ethnicity - West Mercia and MSG Comparison



- Disproportionate stops of Black and Asian individuals within West Mercia, and when compared to MSG. Within MSG Police Forces, a **Black individual is 7.5x more likely to be stopped** than a White individual, while an **Asian individual is 1.4x more likely to be stopped** in comparison with White individual.
- Within West Mercia, a **Black Individual is 13.4x more likely to be stopped** than a White individual, while an **Asian Individual is 9.9x more likely to be stopped** than a White individual.

West Mercia – Stop Searches per 1000 Individuals by Ethnicity and Age

Q1 21/22	Ethnicity				
Age Group	White	Black	Asian	Mixed	Other
10 to 14	0.56	7.41	0.00	0.55	0.00
15 to 19	3.13	21.13	9.75	5.29	0.00
20 to 24	2.30	45.32	17.68	1.84	5.10
25 to 29	1.72	14.89	8.70	5.94	0.00
30 to 34	1.80	10.33	3.45	4.33	3.65
35 to 39	1.32	9.03	2.79	1.58	15.23
40 to 44	0.74	7.63	2.51	3.17	6.37
45 to 49	0.59	1.79	1.36	0.00	0.00
50 to 54	0.20	2.51	0.00	0.00	0.00
55 to 59	0.17	4.61	0.00	0.00	0.00
60 to 64	0.09	0.00	0.00	0.00	0.00
65 to 69	0.01	0.00	0.00	0.00	0.00
70 to 74	0.00	0.00	0.00	0.00	0.00
75 and Over	0.03	0.00	0.00	0.00	0.00

- Heatmap identifies the disproportionality of Stop and Searches in Quarter 1 2021/22 by age and ethnicity, with **Young Black Individuals stopped at a substantially higher rate** than any other group. **Young Asian individuals are also stopped at a higher rate.**
- In general, **young individuals are stopped at a higher rate** in comparison with older age groups.